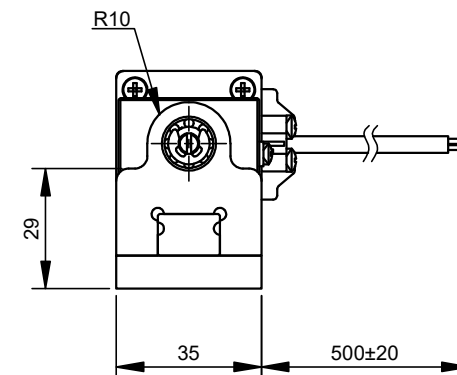
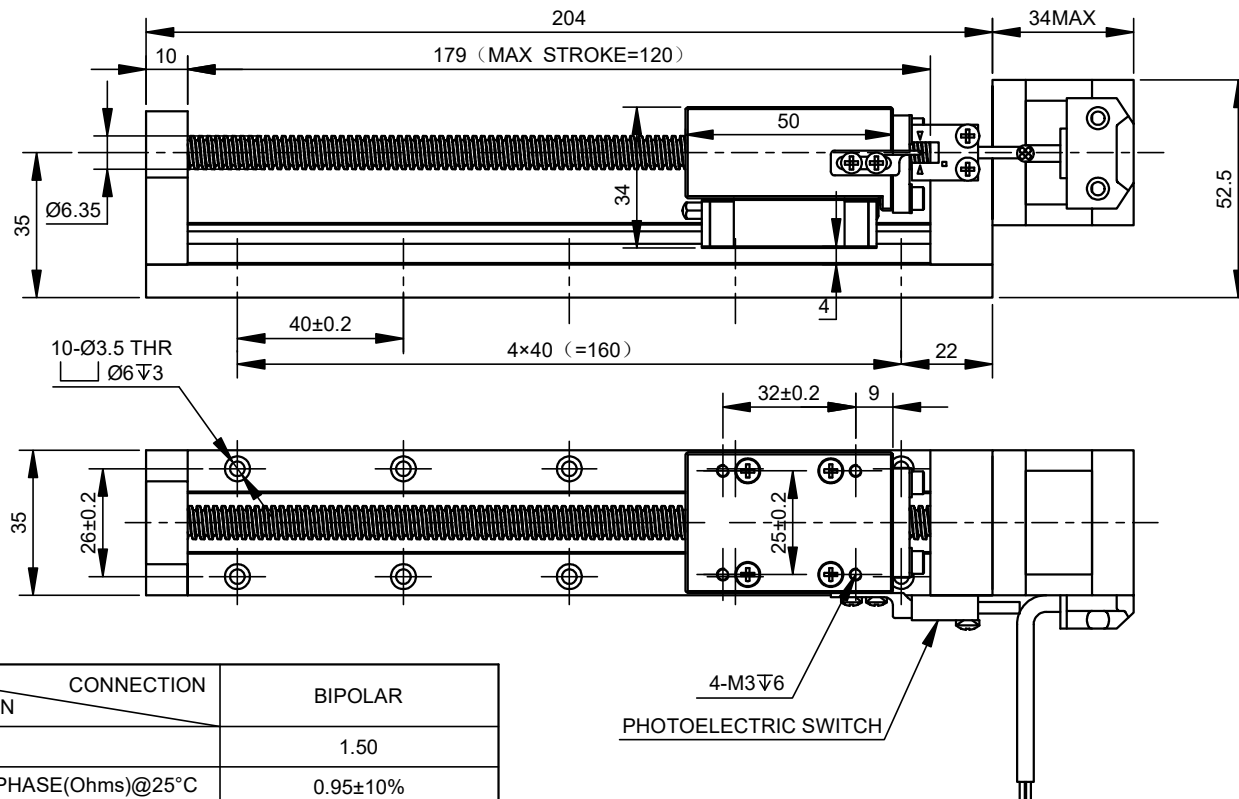


06960	DWG NO.	LMD14S13RF15-120	MODEL NO.
-------	---------	------------------	-----------

CUSTOMER'S MODEL: NO MODEL
END COVER COLOR: BLACK

REV.	REVISION RECORD	BY	DATE
0	ORIGIN	LDJ	1.9.2023




PHOTOELECTRIC SWITCH SEQUENCE		
PIN NO	BIPOLAR	LEADS
1	+5~24V	BRN
2	GND	BLU
3	SIGNAL LINE	BLK
4	N/A	WHT

MOTOR CONNECTION			
PIN NO	BIPOLAR	LEADS	WINDING
1	A+	RED	
2	A -	RED/WHT	
3	B+	GRN	
4	B -	GRN/WHT	

CONNECTION	BIPOLAR
SPECIFICATION	
AMPS/PHASE	1.50
RESISTANCE/PHASE(Ohms)@25°C	0.95±10%
INDUCTANCE/PHASE(mH)@1KHz	1.00±20%
HOLDING TORQUE(Nm)[lb-in]	0.14[1.23]
MAXIMUM THRUST(N)	50
STEP ANGLE(°)	1.80
STEP ACCURACY(NON-ACCUM)	±5.00%
LEAD(mm)[in]	6.35[0.25]
LINEAR TRAVEL/STEP(mm)[in]	0.03175[0.00125]
RATED LOAD CAPACITY(N)	300
MAX SPEED(mm/s)	95.25
POSITION ACCURACY(mm)	±0.02
AMBIENT TEMPERATURE	-20°C~50°C[-4°F~122°F]
INSULATION CLASS	B 130°C[266°F]
TEMPERATURE RISE	MAX.80°C

COMMENT:
1.TMBF 6000h OR MORE @ 24V/300RPM
2.INSULATION RESISTANCE
(NORMAL TEMPERATURE AND HUMIDITY): 100 Mohm
3.DIELECTRIC STRENGTH 500VAC FOR 1MIN.
(BETWEEN THE MOTOR COILS AND THE MOTOR CASE)

FULL STEP 2 PHASE-EX.,WHEN FACING MOUNTING END (X)					DIMENSIONS ARE IN MILLIMETERS.				
STEP	A+	B+	A-	B-	<div><div>↓</div><div>CW</div></div>	<div><div>↑</div><div>CCW</div></div>	TOLERANCES AS BELOW:		
1	+	+	-	- <th>DECIMALS</th> <th>ANGLES</th>			DECIMALS	ANGLES	
2	-	+	+	- <td>X</td> <td>±0.5</td> <td>±2°</td>			X	±0.5	±2°
3	-	-	+	+			X.X	±0.25	
4	+	-	-	+			X.XX	±0.13	
							THIRD ANGLE PROJECTION		

THIS DOCUMENT SHALL NOT BE REPRODUCED
NOR SHALL THE INFORMATION CONTAINED
HEREIN BE USED BY OR DISCLOSED TO
OTHERS UNLESS EXPRESSLY AUTHORIZED IN
BY WRITING STEPPERONLINE.

SIGNATURE		DATE
DRN	LDJ	1.9.2023
APVD	ZPJ	1.9.2023

STEPPERONLINE®									
LINEAR ACTUATORS									
LMD14S13RF15-120									
REV.	0	SCALE	1:1	DWG NO.	A2660				